







27 502 360



- spout: circular, air-enriched flow
- max. spout flow rate 23 l/min
- Hand shower: COMPACT RAIN, max. flow rate 6.8 l/min (at 3 bar)
- complete hand shower set with anti-scale system
- 225mm projection
- automatic bath/shower diverter
- height of mixer 185 mm
- height up to aerator 140 mm
- hole diameter valve 32 mm
- hole diameter spout 32 mm
- hole diameter for complete hand shower set 32 mm
- rosette for complete hand shower set Ø 55mm
- rosette for deck valve Ø 55mm
- metal shower hose 1750mm with integrated anti-twist protection

Intrinsic protection against back flow.

	Chrome	27 502 360-00
	Brushed Platinum	27 502 360-06
	Platinum	27 502 360-08
	Durabrand (23kt Gold)	27 502 360-09
	Brushed Durabrand (23kt Gold)	27 502 360-28
	Brushed Dark Platinum	27 502 360-99

Recommended miscellaneous



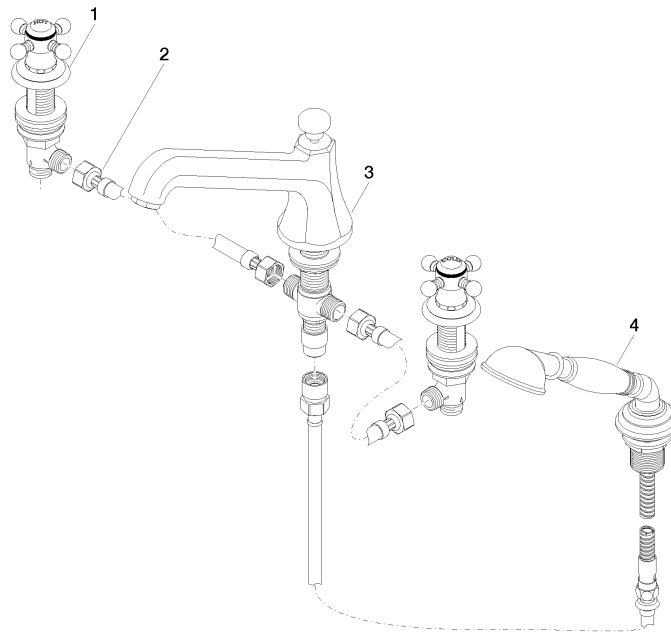
Perfecto installation kit - 12 614 970 90

Recommended miscellaneous



Decorative caps for Perfecto - Chrome 12 801 970-00
• 1 pair

27 502 360



Spare parts list

No.	Item Number	Name	Quantity used	Delivery time
1	20 000 360-00	MADISON Deck valve clockwise closing cold or hot - Chrome	2	-
Spare part can no longer be ordered, please order the replacement item				
2	12 502 970 90	High pressure hose 1/2" x 1/2" x 400 mm -	2	2
3	13 502 380-00	spout	1	60
4	27 703 360-00	MADISON Hand shower set for bath rim or tile edge installation - Chrome	1	-
Spare part can no longer be ordered, please order the replacement item				